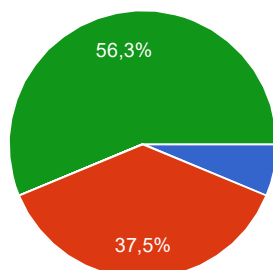


32 risposte

[Vedi tutte le risposte](#)
[Pubblica i dati di analisi](#)

Riepilogo

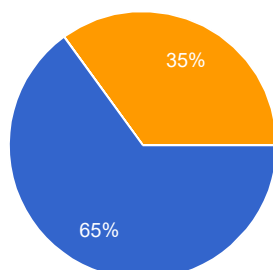
1. A quale plesso dell'I.C.S.1 di Lavello è iscritto suo figlio?



Infanzia	2	6.3%
Primaria Matteotti	12	37.5%
Primaria S.Anna	0	0%
Secondaria di primo grado - Matteotti	18	56.3%

AI GENITORI DELLE CLASSI PRIME

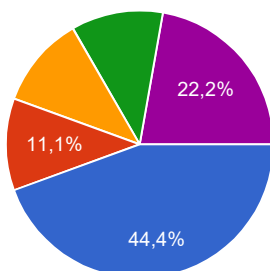
2. Vi sono sembrate adeguate le informazioni ricevute dalla nostra scuola prima dell'inserimento di vostro\la figlio\la?



Si	13	65%
No	0	0%
Solo in parte	7	35%

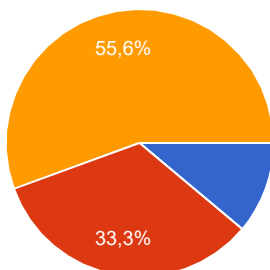
AI GENITORI DELLE CLASSI TERZE - SECONDARIA DI PRIMO GRADO

3. Come giudicate il consiglio orientativo?



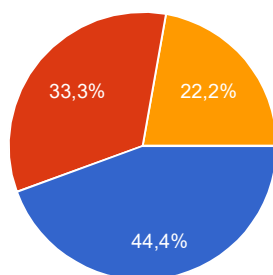
Utile	4	44.4%
Inutile	1	11.1%
Giusto	1	11.1%
Ingiusto	1	11.1%
Poco chiaro	2	22.2%
Altro	0	0%

4. Gli interventi di orientamento per l'iscrizione di vostro\la figlio\la alla scuola superiore hanno contribuito ad orientare effettivamente ed a sciogliere i dubbi?



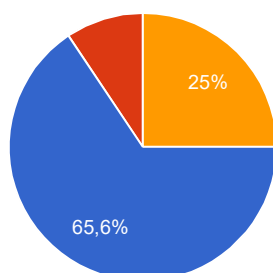
Sì	1	11.1%
No	3	33.3%
Solo in parte	5	55.6%

5. Vostro figlio ha seguito il consiglio orientativo?



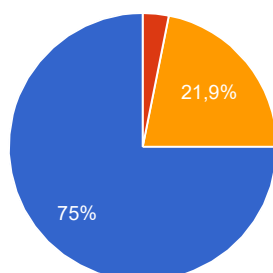
A TUTTI I GENITORI

6. Sono chiare e tempestive le informazioni fornite dalla scuola circa le attività e le iniziative organizzate?



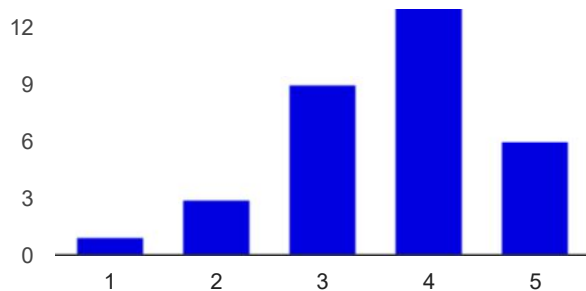
Si	21	65.6%
No	3	9.4%
Solo in parte	8	25%

7. Il servizio reso dalla Segreteria è efficiente?



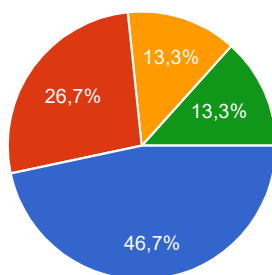
Si	24	75%
No	1	3.1%
Solo in parte	7	21.9%

8. Come valutate la direzione della scuola? (esprimere una valutazione da 1 a 5).



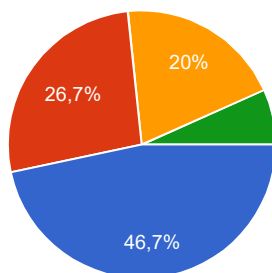
1	1	3.1%
2	3	9.4%
3	9	28.1%
4	13	40.6%
5	6	18.8%

9. Come valutate la rappresentanza dei genitori nel Consiglio d'Istituto?



Soddisfacente	14	46.7%
Utile	8	26.7%
Non soddisfacente	4	13.3%
Inutile	4	13.3%

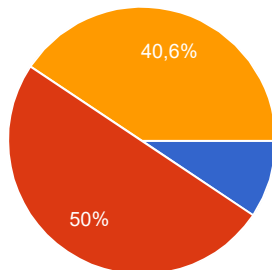
10 Come valutate la rappresentanza dei genitori dei Consigli di Intersezione e di Classe?



soddisfacente	14	46.7%
---------------	-----------	-------

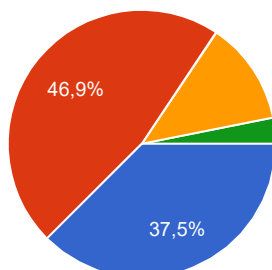
utile	8	26.7%
poco soddisfacente	6	20%
inutile	2	6.7%

11. Come valutate l'impegno scolastico richiesto a vostro/a figlio/a



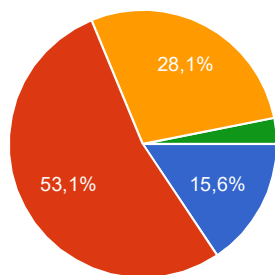
Eccessivo	3	9.4%
Regolare	16	50%
Adeguato	13	40.6%

12. Come valutate il livello di preparazione raggiunto da vostro/a figlio/a?



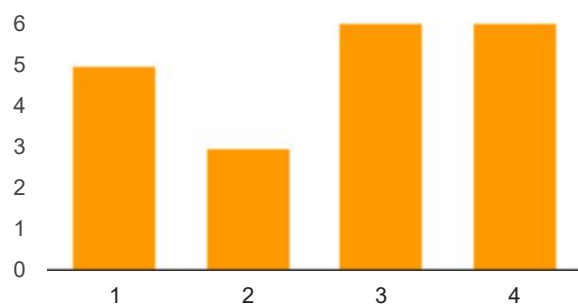
Ottimo	12	37.5%
Buono	15	46.9%
Accettabile	4	12.5%
Carente	1	3.1%

13. Come valutate, nel complesso, l'azione didattica e formativa della scuola?



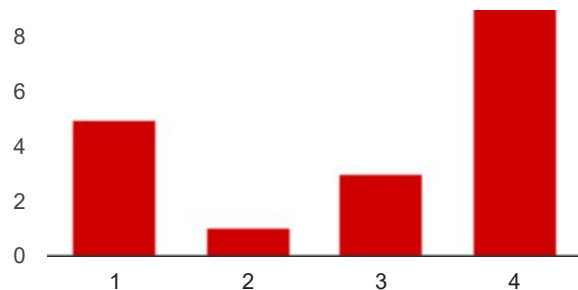
VALUTAZIONE PROGETTI

Erasmus Plus



1	5	25%
2	3	15%
3	6	30%
4	6	30%

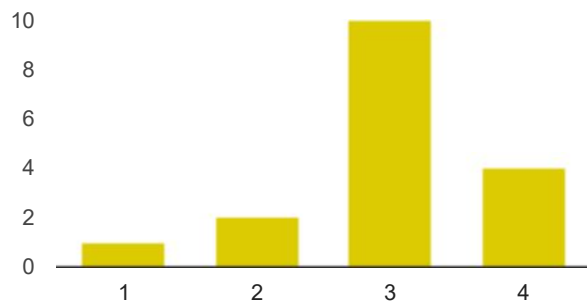
CI@sse 2.0



1	5	27.8%
2	1	5.6%
3	3	16.7%

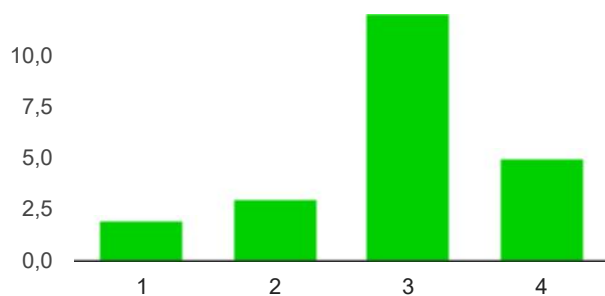
4 9 50%

Progetto Accoglienza



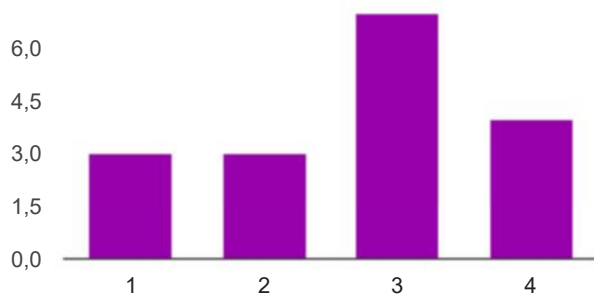
1	1	5.9%
2	2	11.8%
3	10	58.8%
4	4	23.5%

Giornalino Scolastico



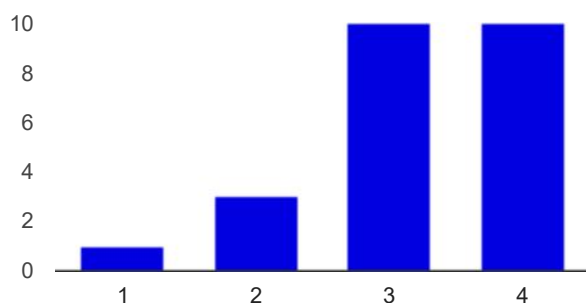
1	2	9.1%
2	3	13.6%
3	12	54.5%
4	5	22.7%

Recupero e consolidamento della Lingua italiana e di matematica



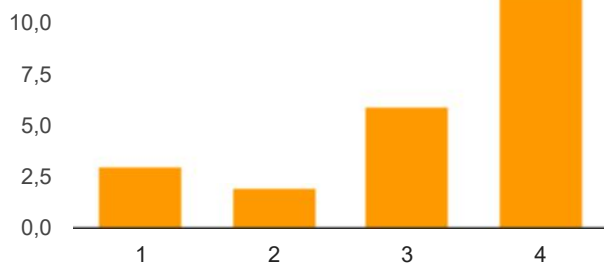
4 **4** 23.5%

Educazione alla legalità



1 **1** 4.2%
 2 **3** 12.5%
 3 **10** 41.7%
 4 **10** 41.7%

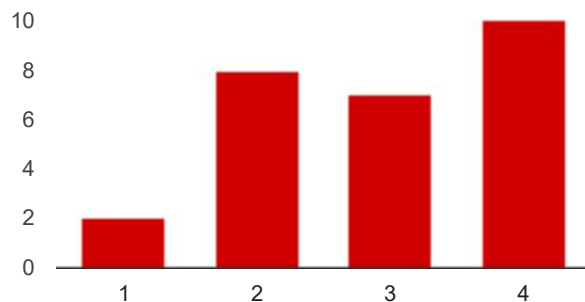
Educazione alla salute



1 **3** 13%
 2 **2** 8.7%

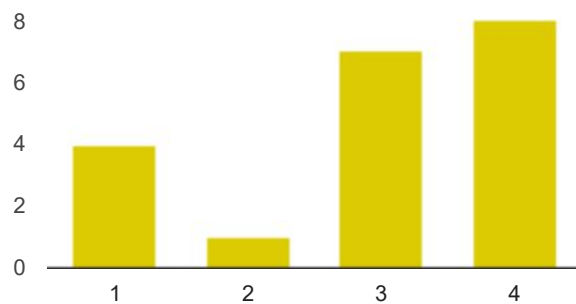
3 **6** 26.1%
4 **12** 52.2%

Giochi sportivi studenteschi e attività sportiva scolastica



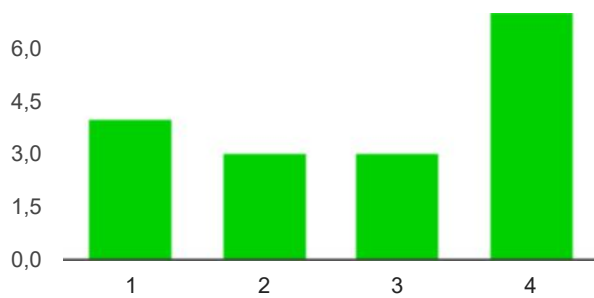
1 **2** 7.4%
2 **8** 29.6%
3 **7** 25.9%
4 **10** 37%

Mappe multimediali e Power Point



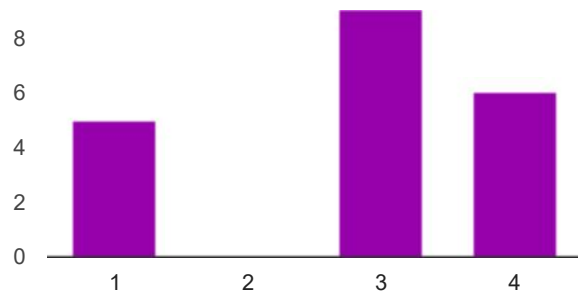
1 **4** 20%
2 **1** 5%
3 **7** 35%
4 **8** 40%

Coding



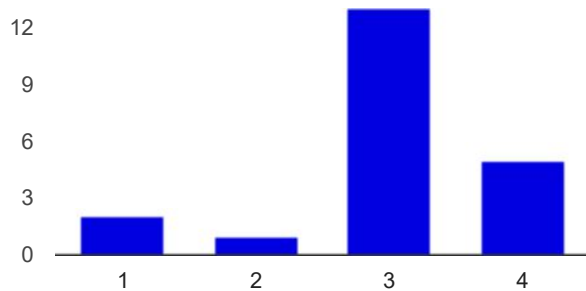
3 **3** 17.6%
 4 **7** 41.2%

Piccole guide turistiche



1 **5** 25%
 2 **0** 0%
 3 **9** 45%
 4 **6** 30%

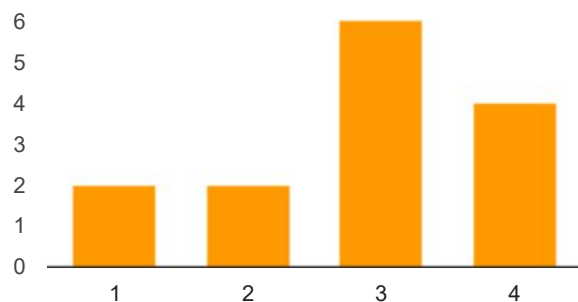
Majorettes e Sbandieratori - ambientiAMO LAVELLO



1 **2** 9.5%

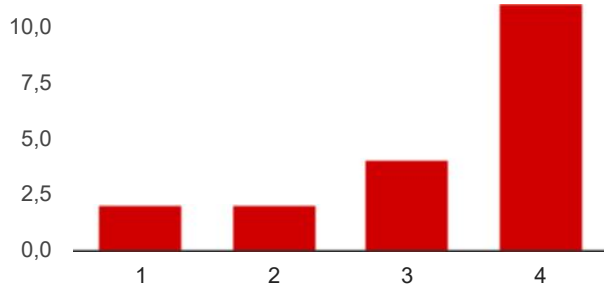
2	1	4.8%
3	13	61.9%
4	5	23.8%

Delf



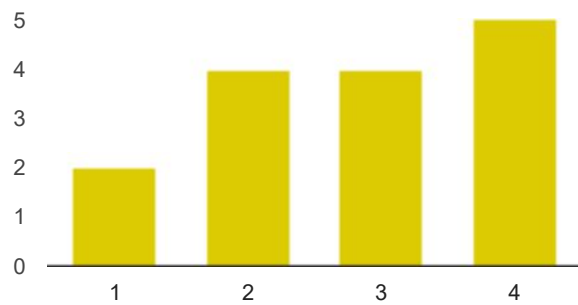
1	2	14.3%
2	2	14.3%
3	6	42.9%
4	4	28.6%

Skills For Life - Esami TRINITY



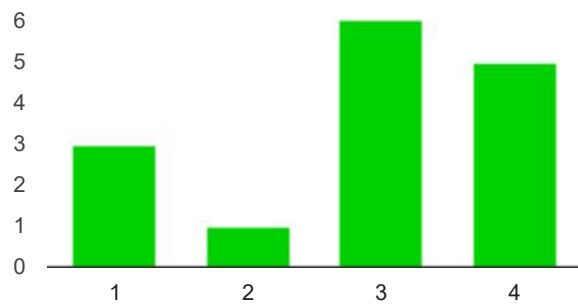
1	2	10.5%
2	2	10.5%
3	4	21.1%
4	11	57.9%

Fun With English (Progetto di Lingua inglese - Scuola Infanzia - Scuola Primaria)

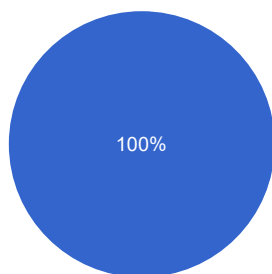


1	2	13.3%
2	4	26.7%
3	4	26.7%
4	5	33.3%

Progetto Musica - Scuola Primaria

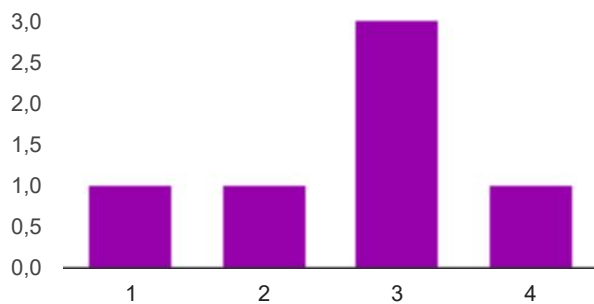


1	3	20%
2	1	6.7%
3	6	40%
4	5	33.3%



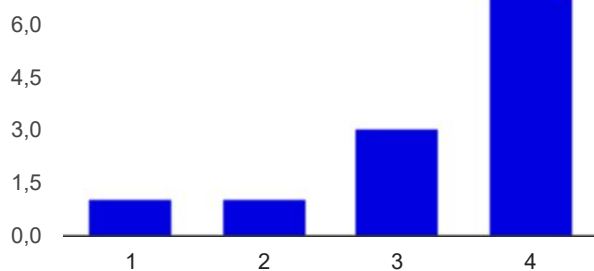
Opzione 1 **3** 100%

Il Re dei bambini



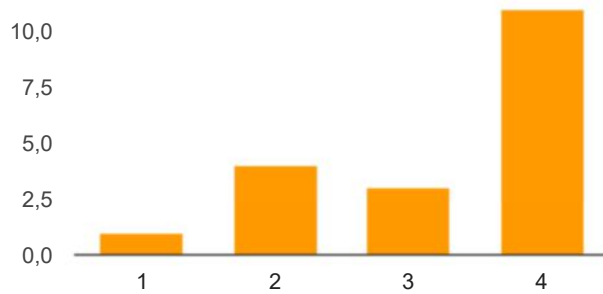
1	1	16.7%
2	1	16.7%
3	3	50%
4	1	16.7%

Natale in canto e in dolcezza

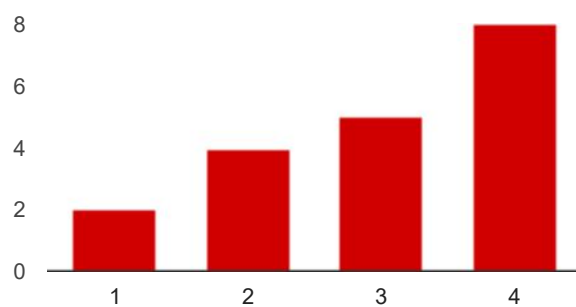


1	1	8.3%
2	1	8.3%
3	3	25%
4	7	58.3%

Progetto Cinema

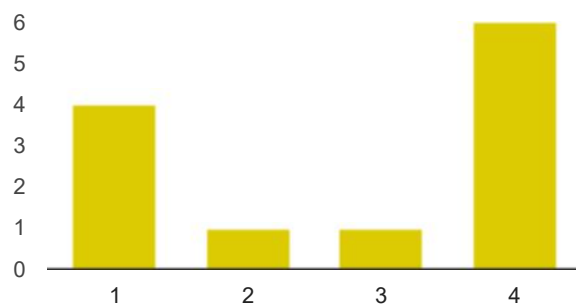


Si va in scena: facciamo teatro



1	2	10.5%
2	4	21.1%
3	5	26.3%
4	8	42.1%

Laboratorio di ceramica



1	4	33.3%
2	1	8.3%
3	1	8.3%
4	6	50%

Grazie per la collaborazione

Numero di risposte giornaliere

